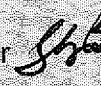




Kentucky High School Athletic Association

2280 Executive Drive ° Lexington, KY 40505 ° www.khsaa.org ° (859)299-5472 (859)293-5999 (fax)

To: Superintendent, Principal, and Athletic Director

From: Brigid L. DeVries, Commissioner
Larry Boucher, Assistant Commissioner 


Date: September 2, 2003

Subject: 2002-2003 Annual Report Forms Submission

School: Newport High School

Enclosed please find a copy of Form T-65, The 2002-2003 Annual Report Forms Checklist. In addition, you may find an attachment with corrected copies of the forms submitted by your school personnel. Please review this information so the forms can be completed accurately in the future. Also, KHSAA Audit Staff may have requested a re-submission of some of the 2002-2003 Annual Report Forms or need additional information on your athletic programs. Please submit this information by the date requested if this is applicable. Copies and all KHSAA Title IX documents must be kept current and included in your permanent Title IX File at the school. All documents are subject to Open Records Requests.

Should you need any further information, please do not hesitate to call anytime.



MEMORANDUM

TO: KHSAA Member School Superintendents, Principals, and Athletic Directors

FROM: Brigid L. DeVries, Commissioner
Larry Boucher, Executive Assistant Commissioner *LB*

DATE: July 28, 2003

RE: 2003 Title IX Forms Submission

School	Newport High School	Reviewed by	Gary Lawson
--------	---------------------	-------------	-------------

The following is a status report regarding the required 2002 - 2003 Title IX submission of forms due in to the KHSAA office by April 15, 2003. Appropriate audit personnel have reviewed these forms and the following is a summary of this review.

I. Checklist of Forms properly submitted in a satisfactory manner:

✓	GE 19 (Annual Verification)	✓	T-35 (Budget Expenses)
✓	T-1 (Summary Program Chart 1)	✓	T-36 (Budget Expenses)
✓	T-2 (Summary Program Chart 2)	✓	T-41 (Checklist – Overall Interscholastic Program)
✓	T-3 (Summary Program Chart 3)	✓	T-60 (Corrective Action Plan)
✓	T-4 (Summary Program Chart 4)	✓	T-63 (Interscholastic Survey Results)

II. Status

A.	✓	2002 – 2003 Forms are satisfactory and no further information or action is necessary at this time.
B.		Errors have been noted with respect to the following forms and corrected copies are being returned to you for placement in your Title IX file to ensure proper submission in the future.
C.		The following forms were omitted and must be submitted by school representatives.
D.	✓	Other Recommendation and Comments: <ul style="list-style-type: none"> All calculations appear to be correct and report data appears to be satisfactory at this time.



MEMORANDUM

To: KHSAA Member School Superintendents, Principals, and Athletic Directors

From: Brigid L. DeVries, Commissioner
Larry Boucher, Assistant Commissioner

Date: July 28, 2003

Re: 2003 Title IX Forms Submission

School	<u>Newport</u>	Reviewed by	<u>GARY W. LAWSON</u>
--------	----------------	-------------	-----------------------


The following is a status report regarding the required 2002-2003 Title IX submission of forms which were due in to the KHSAA office by April 15, 2003. Appropriate audit personnel have reviewed these forms and the following is a summary of this review.

I. Checklist of Forms properly submitted in a satisfactory manner:

✓	GE 19 (Annual Verification)	✓	T-35 (Budget Expenses)
✓	T-1 (Summary Program Chart 1)	✓	T-36 (Budget Expenses)
✓	T-2 (Summary Program Chart 2)	✓	T-41 (Checklist – Overall Interscholastic Program)
✓	T-3 (Summary Program Chart 3)	✓	T-60 (Corrective Action Plan)
✓	T-4 (Summary Program Chart 4)	✓	T-63 (Interscholastic Survey Results)

II. Status

A.	✓	2002-2003 Forms are satisfactory and no further information or action is necessary at this time.
B.		Errors have been noted with respect to the following forms and corrected copies are being returned to you for placement in your Title IX file to ensure proper submission in the future.
C.		The following forms were omitted and must be submitted by school representatives.
D.		Other Recommendation and Comments: <i>All calculations appear to be correct and report data appears to be satisfactory at this time.</i>



MEMORANDUM

To: KHSAA Member School Superintendents, Principals, and Athletic Directors

From: Brigid L. DeVries, Commissioner
Larry Boucher, Assistant Commissioner

Date: July 28, 2003

Re: 2003 Title IX Forms Submission

School	<u>Newport</u>	Reviewed by	<u>GARY W. LAWSON</u>
--------	----------------	-------------	-----------------------

The following is a status report regarding the required 2002-2003 Title IX submission of forms which were due in to the KHSAA office by April 15, 2003. Appropriate audit personnel have reviewed these forms and the following is a summary of this review.

I. Checklist of Forms properly submitted in a satisfactory manner.

✓	GE 19 (Annual Verification)	✓	T-35 (Budget Expenses)
✓	T-1 (Summary Program Chart 1)	✓	T-36 (Budget Expenses)
✓	T-2 (Summary Program Chart 2)	✓	T-41 (Checklist – Overall Interscholastic Program)
✓	T-3 (Summary Program Chart 3)	✓	T-60 (Corrective Action Plan)
✓	T-4 (Summary Program Chart 4)	✓	T-63 (Interscholastic Survey Results)

II. Status

A.	✓	2002-2003 Forms are satisfactory and no further information or action is necessary at this time.
B.		Errors have been noted with respect to the following forms and corrected copies are being returned to you for placement in your Title IX file to ensure proper submission in the future.
C.		The following forms were omitted and must be submitted by school representatives.
D.		Other Recommendation and Comments: <i>All calculations appear to be correct and report data appear to be satisfactory at this time.</i>

APR 16 2003



**KENTUCKY HIGH SCHOOL ATHLETIC ASSOCIATION
ANNUAL VERIFICATION OF TITLE IX PROCEDURES**
(To be submitted by April 15, 2001 along with other required forms)

The Newport High School, Newport, Kentucky
(Name of High School) (City)

certifies to the Kentucky High School Athletic Association that the following is an accurate and true representation of the facts surrounding compliance with Title 20, U.S.C. Titles 1681-1688, et. Seq. (also known as Title IX)

I certify the following provisions in accordance with records at the school contained in the permanent Title IX file, and to the best of my knowledge have completed the following tasks. (All boxes must be checked)

- Established a gender equity committee at the high school. (list committee personnel provide attachment if necessary)

Name	Address	Phone	Title
Jack Patterson	NHS	859-292-3023	Principal
Bob Jones	NHS	"	A.I.D.
ARIC Russell	NHS	"	Boys B.B.
DAVE Schlosser	NHS	"	Girls B.B.
Lisa Beockhoff	Mildred Dean	859-292-3009	Girls Volleyball
Jim Mesch	NHS, Ky	859-442-9897	Bd member/Parent
Rouvell Whitley	NHS	859-292-3023	Student
Cassidy Hamilton	NHS	859-292-302	Student

- Scheduled a minimum of three meetings during the 2000-2001 school year on the following dates:

Oct 17, 2002
Dec 12, 2002
March 28, 2003

- Designated the following person as the Title IX coordinator for the school:

<u>Jack Patterson</u>	<u>Principal</u>	<u>NHS</u>	<u>859-292-3023</u>
Name	Title	Address	Phone

- School personnel is continuing to make periodic reviews of the boys and girls athletics program reflected in the Corrective Action Plan.

- In addition to the above information, the above referenced school maintains a complete permanent file relative to Title IX records including copies of the self-assessment audit, all corrective action plans, and other related materials.

Jack Patterson
(School Authorized Signature)

Principal
Position (Principal, Designated Rep)

4/14, 2003
(Date)

Don L. Sullivan
(Superintendent Signature)

[Signature]
(School Board Chairperson)

**ACCOMMODATION OF INTERESTS AND ABILITIES
SUMMARY PROGRAM CHART 1**

Participation Opportunities Test One

Program	Enrollment (1)	Percentage of Total Enrollment (3)	Number of Interscholastic Participants (double and triple count) (4)	Percent of Total Participation (5)
GIRLS	314	52.7	100	42.3
BOYS	281	47.3	136	57.7
Totals (2)	595	100%	236	100%

Instructions:

*Number of 8th grade students & below used in Column 4 calculations if applicable: 9

- 1) Determine the total number of girls enrolled.
Determine the total number of boys enrolled.
- 2) Add the total number of girls and boys enrolled to determine total enrollment.
- 3) Calculate the percentage of total enrollment that is female. Calculate the percentage of total enrollment that is male.
- 4) Ask the head coaches to review the most updated eligibility or squad lists for their teams. Ask coaches to confirm the names of those individuals who are on the team as of the first date of competition, and cross out the names of those who were cut from the team or quit the team prior to the first competitive event. Determine the total number of interscholastic athletics participants that are girls. In order to determine the total number of athletics participants an individual should be counted each time he or she participates on a team. For example, if Jane Doe competes on the varsity volleyball team, the junior varsity volleyball team, the junior varsity basketball team, and the varsity softball team, she should be counted as four participants (do not include club or intramural sports participants or cheerleaders). Calculate the same way for boys and girls. * In addition, should 8th grade students and below play on a Freshman, Junior Varsity, or Varsity team, they should also be counted for each team and sport they participate in. If applicable, please asterisk the above notation as to how many 8th grade students & below are included.

- 5) Calculate the percentage of female participation (Column 1) based on information from (Column 4).

Calculate the percentage of male participation (Column 1) based on information from (Column 4).

Note: While being within three percent is not a formal compliance standard; if the percent listed in Column 5 is within 3% of Column 3, then it provides a good target within which compliance is likely.

Signature: Jack Patterson Date: 4/14/03

2002-2003
ACCOMMODATION OF INTERESTS AND ABILITIES
SUMMARY PROGRAM CHART 3

Participation Opportunities Test Three

For any question answered "YES" identify the respective sport(s).

	GIRLS (Yes / No)		BOYS (Yes / No)
1. For a sport not currently played at the interscholastic level (varsity, junior varsity, or freshman) in your school, is there an intramural team offered for that sport?	No		No
2. For a sport <u>not</u> currently offered in your interscholastic athletics program, is there sufficient interest to form a viable interscholastic team based on participation on an intramural team or community recreation teams?	No		No
3. For a sport <u>not</u> currently offered, is there sufficient interest to form a viable interscholastic team based on student responses from the interscholastic survey?	No		No
4. For a sport currently offered at the varsity level only, is there sufficient interest to form a viable team for a junior varsity, or freshman team that is not currently offered?	No		No
5. For a sport currently offered at the junior varsity or freshman level is there sufficient interest to form a varsity team not currently offered?	No		No
6. If you answered YES to question (1), (2), (3), (4), or (5), are there enough high schools in your geographic area offering the sport (at the appropriate level) to allow for the development of a reasonable schedule of competition?			

Principal's Signature: _____

Jaelle Patterson

Date: _____

4/14/03

2002-2003
ACCOMMODATION OF INTERESTS AND ABILITIES
SUMMARY PROGRAM CHART 2

KHSAA
 Form T2
 Rev. 9/02

Participation Opportunities Test Two

		Column 1	Column 2	Column 3	Column 4	Column 5
Program		Number of Teams Currently Offered	Number of Participants	Number of Teams Added in Last Five Years	Number of Participants Added in Last Five Years	Percent of Total Participation By Sex Added in Last 5 Years
GIRLS	Row 1	varsity: 5	63	-0-	-0-	
	Row 2	j.v.: 5	37	-2-	16	
	Row 3	frosh: 0	0	-0-	-0-	
	Row 4	total: 10	100	-0-	16	16%
BOYS	Row 5	varsity: 5	77	1	1	
	Row 6	j.v.: 3	30	-0-	-0-	
	Row 7	frosh: 2	29	-0-	-0-	
	Row 8	total: 10	136	-0-	-0-	7%

- 1) For Column 1, list the number of interscholastic teams offered for girls and boys at each competitive level (varsity, junior varsity, and freshman). For girls, total each of the entries in Rows 1, 2, and 3 into Row 4. For boys, total Rows 5, 6, and 7 into Row 8.
- 2) For Column 2, list the number of participants at each level. For girls, total each of the entries in Rows 1, 2, and 3 into Row 4. For boys, total Rows 5, 6, and 7 into Row 8. **Note:** The totals in Row 4 for girls and in Row 8 for boys must be the same as the totals in Form T-1, Column 3, Rows 1 and 2 respectively.
- 3) For Column 3, list the number of interscholastic teams that have been added in the last five years at each competitive level. Count each team added during the 5 year period only one time. e.g. Girl's junior varsity soccer was added 3 years ago, count the team only once, not 3 times. For girls, total the entries in Rows 1, 2, and 3 into Row 4. For boys, total Rows 5, 6, and 7 into Row 8.
- 4) For Column 4, list the number of participants that are currently on each level of the teams that were added in the last five years. If a team was added previously but no longer exists, there are no current participants to be added for that team. For girls, total the entries in Rows 1, 2, and 3 into Row 4. For boys, total Rows 5, 6, and 7 into Row 8.
- 5) For Column 5, calculate the percentage of participants that have been added in the last five years. For girls, take the number in Column 4, Row 4 and divide by the number in Column 2, Row 4. For boys, take the number in Column 4, Row 8 and divide it by the number in Column 2, Row 8.

Note: If the percentage of current participants added in the last five years is 25% or greater, compliance with test two may be possible. If less than 25%, then compliance with test three should be analyzed. **CAUTION:** 25% is not a formal compliance standard.

Principal's Signature: Jaale Patterson Date: 4/14/2003

2002-2003
ACCOMODATION OF INTERESTS AND ABILITIES+
SUMMARY PROGRAM CHART 4

Levels of Competition Test One

		Column 1	Column 2	Column 3
Girls	Team Levels	Number of Teams Currently Offered	Number of Participants	Percentage of Participants at Each Level
Row 1	varsity:	5	63	63%
Row 2	j.v.:	5	37	37%
Row 3	frosh:	0	0	-0-
Row 4	total:		100	100%
Boys				
Row 5	varsity:	5	77	56.6
Row 6	j.v.:	3	30	22
Row 7	frosh:	2	29	21.4
Row 8	total:		136	100%

- 1) Column 1, list the number of interscholastic teams offered for girls and boys at each competitive level; varsity, junior varsity, and freshman. (Refer to Form T-2, Accommodation of Interests and Abilities, Summary Program Chart 2, Column 1.)
- 2) For Column 2, list the number of participants at each level. For girls, total the entries in Rows 1, 2, and 3 into Row 4. For boys, total the entries in Rows 5, 6, and 7 into Row 8. (Refer to Form T-2, Accommodation of Interests and Abilities, Summary Program Chart 2, Column 2.)
- 3) For Column 3, calculate the percentage of female and male participants at each level.
 For girls' varsity, junior varsity, and frosh, respectively:
 - Divide Column 1, Row 1 by Column 2, Row 4, and place the percentage in Column 3, Row 1.
 - Divide Column 1, Row 2 by Column 2, Row 4, and place the percentage in Column 3, Row 2.
 - Divide Column 1, Row 3 by Column 2, Row 4, and place the percentage in Column 3, Row 3.
 -
 For boys' varsity, junior varsity, and frosh, respectively:
 - Divide Column 1, Row 5 by Column 2, Row 8, and place the percentage in Column 3, Row 5.
 - Divide Column 1, Row 6 by Column 2, Row 8, and place the percentage in Column 3, Row 6.
 - Divide Column 1, Row 7 by Column 2, Row 8, and place the percentage in Column 3, Row 7.

Principal's Signature: _____

Date: _____

2002-2003 KHSAA TITLE IX ATHLETICS AUDIT

KHSAA
Form T41
Rev. 9/02

Checklist - Overall Interscholastic Athletics Program

Areas of Compliance	ADVANTAGE TO (Respond based on Internal Evaluation by checking the appropriate column.)		
	GIRLS' PROGRAM	BOYS' PROGRAM	NEITHER PROGRAM
OPPORTUNITIES			
Accommodation of Interest and Abilities			
BENEFITS			
Equipment and Supplies			✓
Scheduling of Games and Practice Time			✓
Travel and Per Diem Allowances			✓
Coaching			✓
Locker Rooms, Practice and Competitive Facilities			✓
Medical and Training Facilities and Services			✓
Publicity			/
Support Services			✓
Athletic Scholarships			NA
Tutoring			/
Housing and Dining Facilities and Services			NA
Recruitment of Student Athletes			NA

Principal's Signature: *Jode Patterson* Date: 4/14/03

2002-2003
TITLE IX

CORRECTIVE ACTION PLAN

School Name: Newport
 School Year: 2003
 Principal's Signature: Jade Peterson
 Date: 6/16/03

To complete this form, indicate the intended area which needs corrective action, the suggested change and time table for implementation. You may copy this form as needed. Please attach corrective action plans along with audit forms and submit by April 15, 2003.

ITEM FOR CORRECTION	SUGGESTED CHANGE	TIME TABLE FOR CORRECTIVE ACTION
Girls Tennis	Continue with JV Tennis -	time in fall 2003 - <i>iversity 2003</i>
Girls Golf	Continue with golf clinics	- Participation in 2006
Girls Volleyball	Add tournaments in volleyball to increase #s	Fall 2003

▪ An explanation (status report) is needed for all areas identified previously as items for correction as well as all areas currently identified as items for correction. This form shall be typed.

Principal's Signature: Jade Peterson Date: 6/16/03

2002-2003 INTERSCHOLASTIC ATHLETICS STUDENT SURVEY

KHSAA
Form T61
Rev. 9/02

1. Is the School District offering the interscholastic sport(s) you want to play?
138 Yes
39 No, I want to play Soccer Swimming, gymnastics
24 I am not interested in athletics

2. During the **fall season**, which interscholastic sport would you like to play? 12
13 Football
72 Girls' Volleyball
 Boys' Volleyball
 Boys' Cross-Country
16 Girls' Cross-Country
8 Girls' Field Hockey
 Boys' Golf
15 Girls' Golf
 Boys' Soccer
31 Girls' Soccer
98 I would not participate

3. During the **winter season**, which interscholastic sport would you like to play?
1 Boys' Basketball
37 Girls' Basketball
 Boys' Swimming & Diving
27 Girls' Swimming & Diving
 Boys' Wrestling
37 Girls' Gymnastics
6 Boys' and Girls' Indoor Track
103 I would not participate

4. During the **spring season**, which interscholastic sport would you like to play?
1 Boys' Track
17 Girls' Track
22 Girls' Tennis
 Boys' Tennis
35 Girls' Slow Pitch Softball
19 Girls' Fast Pitch Softball
 Boys' Baseball
142 I would not participate

5. Do you participate in intramural sports? If you do, which sports(s)?
13 Yes Football
182 No

6. Which intramural sports, if any, would you like to see added?
Bowling, Volleyball Wrestling, Tennis,

**2002-2003
BUDGETED AND ACTUAL EXPENDITURES - PROGRAM COMPARISON CHART 2
TO INCLUDE BOOSTER CLUB FUNDING**

Teams	equipment and supplies		travel		awards		coaches' salaries (to include supplemental and extended employment)		facilities improvements		publications (if sport-specific)	
	B	E	B	E	B	E	B	E	B	E	B	E
G track	500.00	454.27	200.00	180.86	300.00	296.91	4,329.00	4,210.00	700.00	688.35	550.00	447.50
B track	500.00	454.27	175.00	102.10	300.00	296.91	5,583.00	5,083.00	700.00	688.35	550.00	447.50
G tennis	100.00	89.10	50.00	45.80	150.00	70.00	500.00	500.00				
B tennis	100.00		50.00		150.00		500.00	500.00				
G volleyball	2,990.00	2,468.99	350.00	104.80	450.00	354.06	4,385.00	4,380.00	1,500.00	1,115.03	1,580.00	1,525.00
B wrestling												
G (list sport)												
B (football)	15,000.00	14,890.55	2,000.00	1,411.98	400.00	354.06	31,794.00	31,690.00	3,000.00	2,564.58	5,500.00	5,475.00
G (list sport)												
B (list sport)												

1. Budget and expenditures on this 2002-2003 year report due by April 15, 2003, should reflect the total monies budgeted and spent for the entire year of 2001-2002 ending June 30, 2002.
2. "B" is for budgeted dollar amounts and "E" is for actual dollar expenditures.
3. Booster Club Funding/Contributions must be included in the expenditures total.

Principal's Signature: *Jackie Fullerton* Date: *4/14/03*

* Program Offered on Interest Level

2002-2003

**BUDGETED AND ACTUAL EXPENDITURES - PROGRAM COMPARISON CHART
TO INCLUDE BOOSTER CLUB FUNDING**

	equipment and supplies		travel		awards		coaches' salaries (to include supplemental and extended employment)		facilities improvements		publications (if sport-specific)	
	B	E	B	E	B	E	B	E	B	E	B	E
G basketball	5,500.00	5,584.05	3,200.00	3,050.11	320.00	288.78	10,800.00	8,739.00	1,560.00	1,115.03	3,000.00	2,315.00
B basketball	8,900.00	8,537.80	3,400.00	3,246.40	320.00	288.78	18,900.00	13,909.00	1,560.00	1,115.03	5,525.00	5,175.00
G softball	4,100.00	1,571.09	900.00	811.02	300.00	241.40	5,100.00	5,100.00			1,340.00	1,216.25
B baseball	4,100.00	3,369.89	900.00	849.80	300.00	241.40	7,600.00	7,489.00			1,840.00	1,763.00
G cross country	1,000.00	606.72	220.00	86.00	300.00	296.91	1,100.00	1,000.00	890.00	64.15	200.00	186.00
B cross country	1,000.00	606.72	220.00	86.00	300.00	296.91	1,100.00	1,000.00	890.00	64.15	200.00	186.00
G golf Reserve	200.00	189.00	150.00	92.50	100.00	82.50	750.00	500.00				
B golf Reserve	200.00	189.00	150.00	92.50	100.00	82.50	750.00	500.00				
G soccer		Not	0	0	0	0						
B soccer		Not	0	0	0	0						
G swimming		Not	0	0	0	0						
B swimming		Not	0	0	0	0						

1. Budget and expenditures on this 2002-2003 year report due by April 15, 2003, should reflect the total monies budgeted and spent for the entire year of 2001-2002 ending June 30, 2002.
2. "B" is for budgeted dollar amounts and "E" is for actual dollar expenditures.
3. Booster Club Funding/Contributions must be included in the expenditures total.

Principal's Signature: Jalle Lettman Date: 4/14/03

* No Freshman Team This Year.